

# Strawberry Fobs Forever

By Marie Greene

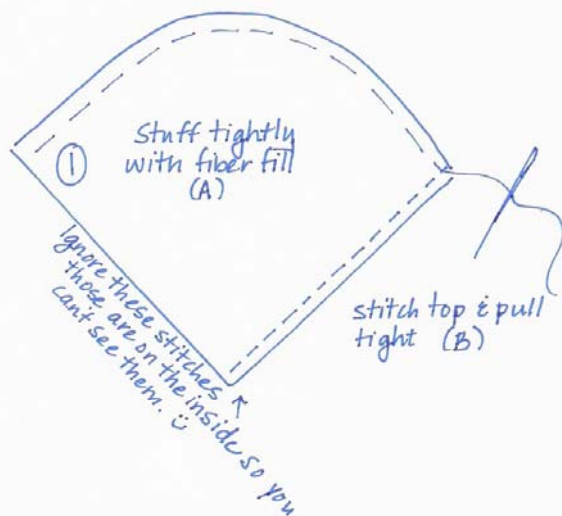
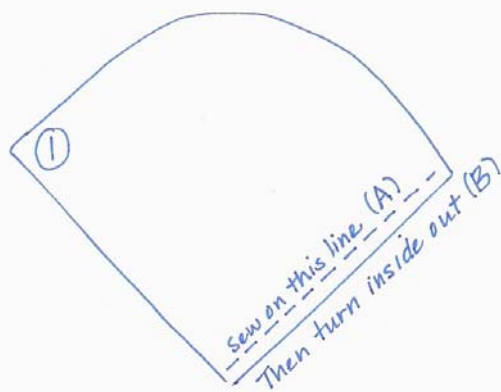
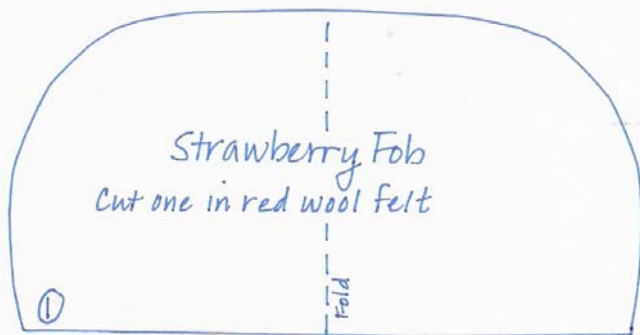
[Permission to Unwind](#)



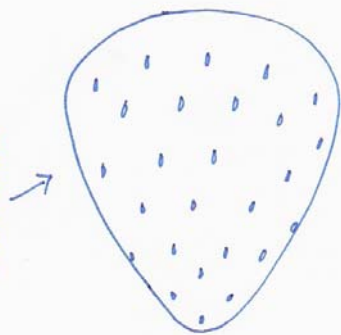
**Make your very own strawberry scissor fob!**

## Supplies:

- 1 scrap of red wool felt
- 1 scrap of green wool felt
- Fiber fill stuffing (poly-fill)
- Yellow and green embroidery floss
- Needle & Thread



Use yellow embroidery floss to make seeds with French knots.



Center the topper & stitch down with one strand of green embroidery floss.

To add a strand of ribbon or floss for a fob, pull it through before you finish stitching down topper.

"Strawberry Fobs Forever"

Maria Greene  
2008 ©